

FORM A1

DETAILS OF BUREAU/OFFICE PERFORMANCE INDICATORS AND ACCOMPLISHMENTS

DEPARTMENT/AGENCY: PCO/PHILIPPINE INFORMATION AGENCY

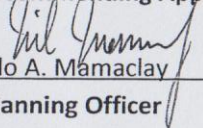
MFOs/ Responsible Bureaus/Delivery Units (1)	Performance Indicator 1 (2)	FY 2016 TARGET for Performance Indicator 1 (3)	FY 2016 ACCOMPLISHMENT for Performance Indicator 1 (4)	Performance Indicator 2 (5)	FY 2016 TARGET for Performance Indicator 2 (6)	FY 2016 ACCOMPLISHMENT for Performance Indicator 2 (7)	Performance Indicator n (8)	FY 2016 TARGET for Performance Indicator n (9)	FY 2016 ACCOMPLISHMENT for Performance Indicator n (10)	REMARKS (11)
<b>A. Development Communication Services</b>										
1: Production of Developmental Materials	No. of development communication materials produced	158,076	199,860	Percentage of produced materials compliant with set standards	85%	95%	Percentage of devcom materials produced on schedule	90%	95%	
2. Dissemination of Developmental Information materials	Percentage of dissemination demands delivered	85%	95%	Percentage of disseminated information that reached target audience	85%	95%	Percentage of dissemination demands delivered on schedule	85%	95%	
3. Institutional Networking and Capability Buiding	number of agencies assisted	200	273	Percentage of assisted agencies/org anizations that rated the assistance as good or better	90%	95%	Percentage of requested assistance delivered on schedule	90%	95%	
4. Communication Research	number of researches conducted	28	39	Percentage of researches used for planning	85%	90%	Percentage of researches completed on schedule	85%	95%	
<b>B. Support to Operations (STO)</b>										
<b>STO</b>	<b>STO Indicator for the Priority of the Agency Head</b>			<b>QMS Certification or ISO-aligned documentation of agency QMS for one core process</b>						
1. ISO 9001:2008 - aligned Quality Management System	No. of IQA conducted	1	1	Percentage of outcomes completed	100%	100%	Percentage of milestones completed on schedule	95%	100%	
2. Information	routine	routine	routine	Percentage of	95%	95%	Percentage	85%	90%	

MFOs/ Responsible Bureaus/Delivery Units (1)	Performance Indicator 1 (2)	FY 2016 TARGET for Performance Indicator 1 (3)	FY 2016 ACCOMPLISHMENT for Performance Indicator 1 (4)	Performance Indicator 2 (5)	FY 2016 TARGET for Performance Indicator 2 (6)	FY 2016 ACCOMPLISHMENT for Performance Indicator 2 (7)	Performance Indicator n (8)	FY 2016 TARGET for Performance Indicator n (9)	FY 2016 ACCOMPLISHMENT for Performance Indicator n (10)	REMARKS (11)
system development and maintenance				sustaining Information System Development and Maintenance			of information system malfunction restored immediately			
3. Coordination, monitoring and evaluation of internal operations	routine	routine	routine	Percentage in conducting coordination, monitoring and evaluation of internal operations	85%	95%	Percentage in conducting coordination, monitoring and evaluation of internal operations completed on schedule	90%	90%	

**C. General Administration and Support Services (GASS)**


BUR	Obligations BUR	Disbursement BUR								
	Completion rate	100%	100%		95%	100%				
Submission PFM to COA and DBM	BFARs	Report on Ageing Cash Advance				COA Financial Reports				
	Completion rate	100%	100%		100%	100%		100%	100%	
APCPI and APP	APCPI	Submission of APP								
	Completion rate	100%	100% Submitted Nov. 7, 2016	December 21, 2016		100%				

Recommending Approval:

  
 Nilo A. Mamaclay  
 Planning Officer


20 Jan. 2017  
 Date

Prepared by:

  
 Ma. Teresa M. Diata Cruz  
 Budget Officer

20 Jan. 2017  
 Date

Approved by:

  
 Harold E. Clavite  
 Director General

20 Jan. 2017  
 Date