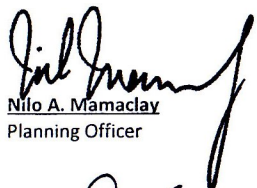



MFO'S AND PERFORMANCE INDICATORS	DEPARTMENT FY 2012 ACTUAL ACCOMPLISHMENT	DEPARTMENT FY 2013 TARGET	RESPONSIBLE BUREAU/OFFICES	DEPARTMENT FY 2013 ACTUAL ACCOMPLISHMENT <i>(as of Dec.. 31, 2013)</i>	REMARKS
<p><b>A. Major Final Outputs(MFOs)/Operations</b></p> <p><b>MFO 1 : Presidential Communication Services</b></p> <p>1.no. of local presidential visits coordinated and assisted 102</p> <p>2.no. of presscons/media coverage facilitated 102</p> <p><b>MFO 2 : Development Communication Services</b></p> <p><b>1. Production and Dissemination of IEC materials</b></p> <p>- no of news releases/ text blasts 160,404</p> <p>-no of radio/TV programs 39,013</p> <p>-no of kapihans, press conferences, fora,info caravans 49,351</p> <p><b>B. Support to Operations(STO)</b></p> <p><b>1. Communication Research</b></p> <p>- no. of required researches completed 5</p> <p>- no. of news monitoring reports delivered 365 daily reports</p> <p><b>2. Institutional Development and Networking</b></p> <p>-no. of trainings conducted 171</p> <p>-no. of information networks maintained 5</p> <p><b>C. General Administration and Support Services(GASS)</b></p> <p>- Budget Utilization Rate(separate sheet) 100%</p> <p>- Submission to COA of financial statements and all reports and documents within the mandated time required 100%</p>			<p>PIA Central Office</p> <p>PIA Regional Offices/ Information Centers</p>	<p>121</p> <p>121</p> <p>287,380</p> <p>74(69 radio programs and 5 TV programs)</p> <p>5,154</p> <p>2</p> <p>365 daily reports</p> <p>169</p> <p>5</p> <p>100%</p> <p>100%</p>	<p>For 2012 report, partner agency initiated interpersonal activities were included in the figures</p>

Prepared by:


  
Nilo A. Mamaclay  
 Planning Officer

January 24, 2014  
 Date

  
Ma. Teresa M. Diata Cruz  
 Budget Officer

January 24, 2014  
 Date

Approved by:

  
Sonny Coloma  
 Department Secretary/Agency Head

January 24, 2014  
 Date